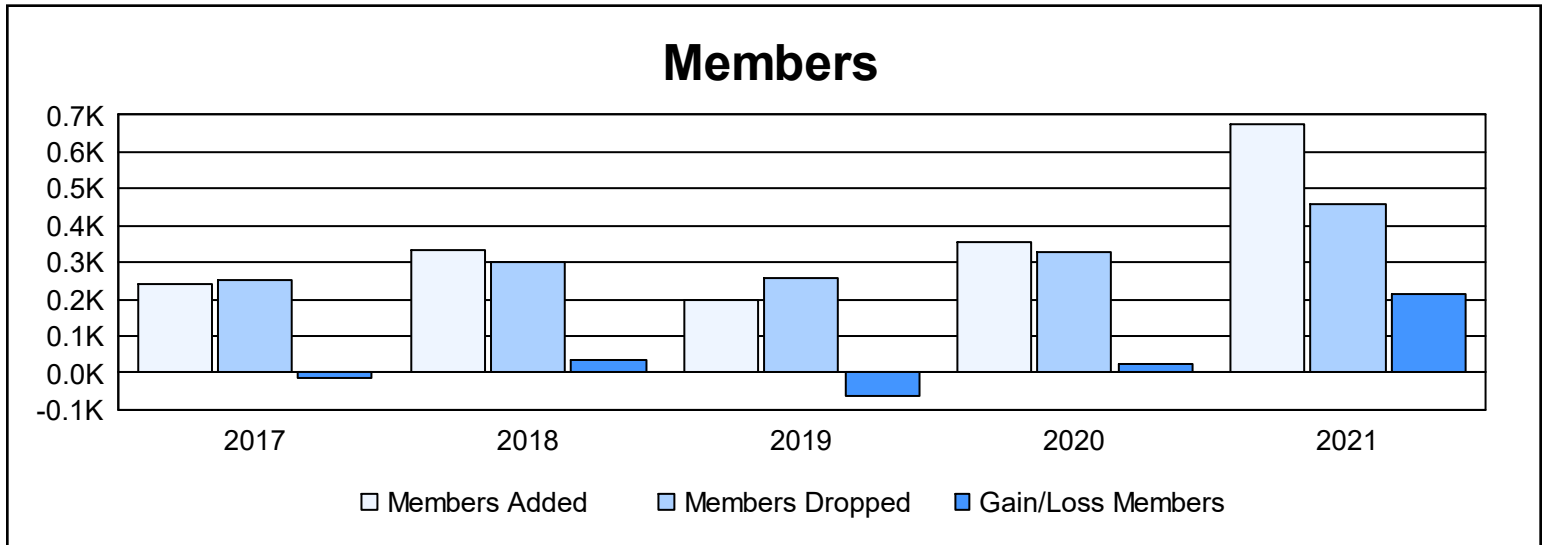
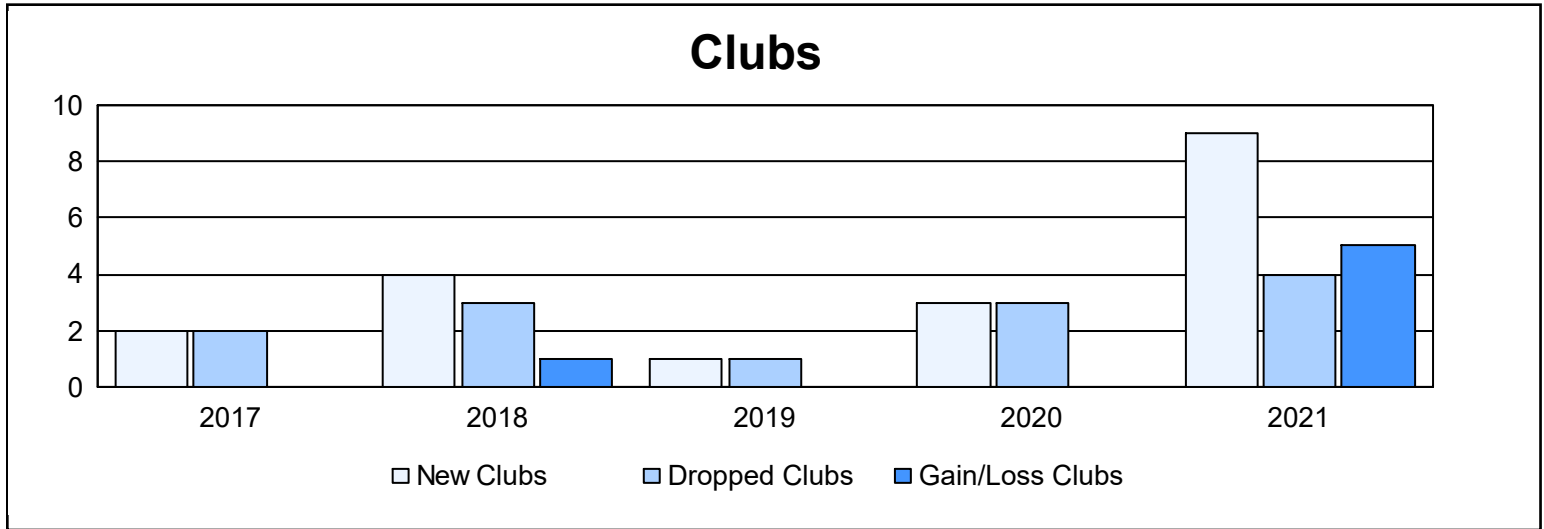
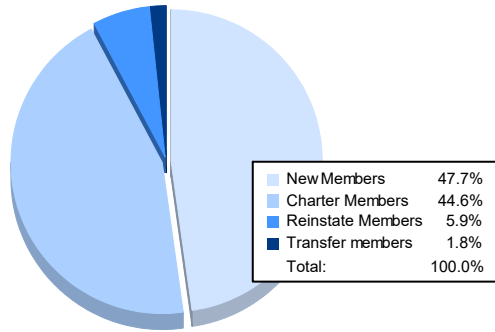


Year	New Clubs	Dropped Clubs	Gain/ Loss Clubs	New Members	Charter Members	Reinstate Members	Transfer Members	Total Member Added	Total Members Dropped	Gain/ Loss Members
2016-2017	2	2	0	175	53	7	6	241	253	-12
2017-2018	4	3	1	202	119	4	11	336	299	37
2018-2019	1	1	0	131	48	13	6	198	260	-62
2019-2020	3	3	0	135	162	28	30	355	329	26
2020-2021	9	4	5	322	301	40	12	675	459	216
<b>Average</b>	<b>4</b>	<b>3</b>	<b>1</b>	<b>193</b>	<b>137</b>	<b>18</b>	<b>13</b>	<b>361</b>	<b>320</b>	<b>41</b>



### Membership Composition June 2021 Cumulative



### Gender Composition June 2021 Cumulative

